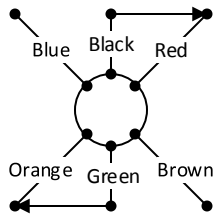
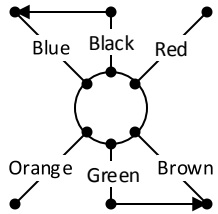


CONTACT ARRANGEMENT



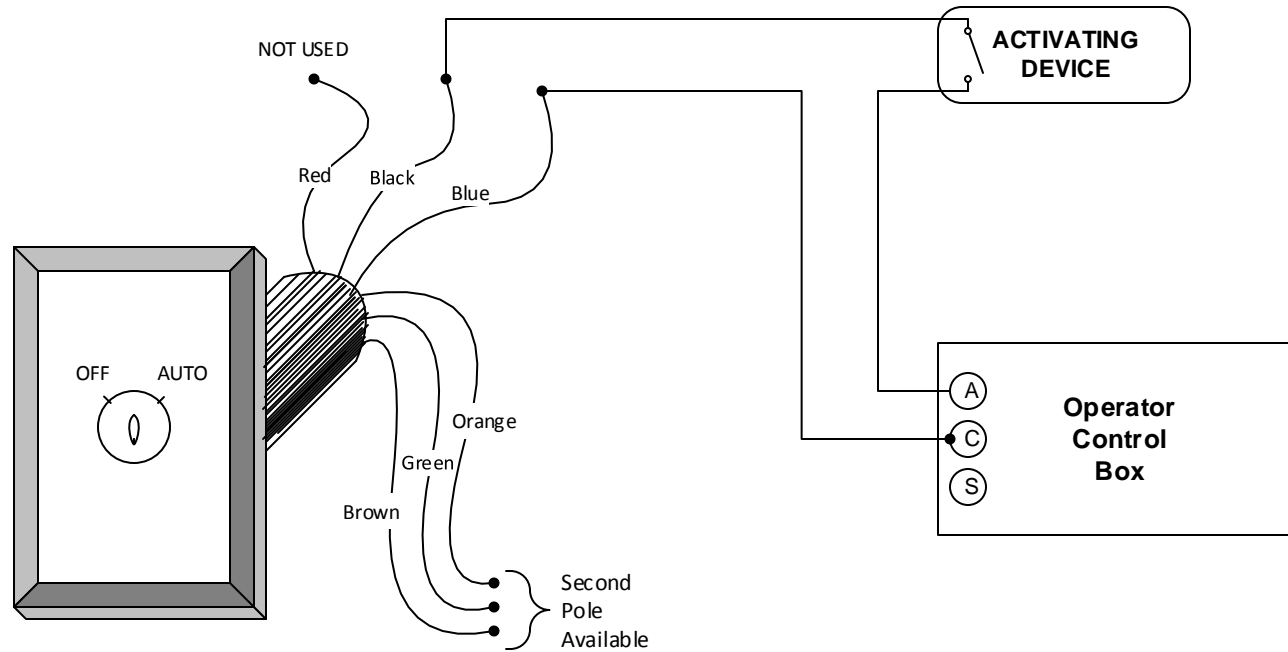
Pos 1
OFF



Pos 2
AUTO



ARROW INDICATES
CONTACT CLOSURE



TYPICAL WIRING DIAGRAM

SINGLE SWING OR SLIDING DOOR

SPECIFICATIONS

- Contact Rating : 4 amps @ 125VAC
- 4 Tumbler Lock
- All locks keyed alike
- Key removable in both positions
- Switch Depth: 1 1/4"
- Frame hole diameter: 1 1/8" min.



Camden Door Controls

5502 Timberlea Blvd
Mississauga, Ontario
L4W 2T7

SCALE: NONE

DRAWN BY: DGW

DATE: 05/16/03

REVISED: 10/06/14

Two Position Maintained Keyswitch (CM-160/170/180 -21)

DRAWING No: 40-82B016

FILENAME: CM_160_21.vsd